

**Audited Financial Statements  
of  
Chartered Life Insurance Company Limited  
As at and for the year ended 31 December 2023**

# Hoda Vasi Chowdhury & Co

## Chartered Accountants

### INDEPENDENT AUDITOR'S REPORT To the Shareholders of Chartered Life Insurance Company Limited

#### Report on the Audit of the Financial Statements

#### Opinion

We have audited the financial statements of Chartered Life Insurance Company Limited (hereinafter referred to as "the Company"), which comprise the statement of financial position as at 31 December 2023, and the revenue account, statement of changes in shareholders' equity, and statement of cash flows for the year then ended, and notes to the financial statements, including a summary of significant accounting policies.

In our opinion, the accompanying financial statements present fairly, in all material respects, the financial position of the Company as at 31 December 2023, and its financial performance and its cash flows for the year then ended in accordance with the International Financial Reporting Standards (IFRSs), the Companies Act, 1994, the Insurance Act, 2010, Securities and Exchange Commission Rules and other applicable laws and regulations.

#### Basis for Opinion

We have conducted our audit in accordance with International Standards on Auditing (ISAs). Our responsibilities under those standards are further described in the *Auditor's Responsibilities for the Audit of the Financial Statements* section of our report. We are independent of the Company in accordance with the International Ethics Standards Board for Accountants *Code of Ethics for Professional Accountants (IESBA Code)* and we have fulfilled other ethical responsibilities in accordance with the IESBA Code and the Institute of Chartered Accountants of Bangladesh (ICAB) by Laws. We believe that the audit evidence we have obtained is sufficient and appropriate to provide a basis for our opinion.

#### Key Audit Matters

Key audit matters are those matters that, in our professional judgment, were of most significance in our audit of financial statements for the current period. These matters were addressed in the context of our audit of the financial statements as a whole, and in forming our opinion thereon, and we do not provide a separate opinion on these matters.

#### Premium Income

The Company has reported net premium income of Taka 942,897,519 comprising gross premium income Taka 968,070,654 including group insurance premium of Taka 383,648,194 less reinsurance premium Taka 25,173,135 in the financial statements for the year ended 31 December 2023.

Given the important nature, connections to other items to the financial statements, and sensitivity of the item we believe this area poses a high level of risk.

**How the Scope of Our Audit Responded to the Key Audit Matter**

With respect to premium income of life insurance, we carried out the following audit procedure:

- Checked the design and operating effectiveness of key controls around the premium income recognition process;
- Carried out analytical procedures and recalculated premium income for the period on a sample basis;
- Carried out the cut-off test to ensure unearned premium income has not been included in the premium income;
- On a sample basis reviewed policies to ensure appropriate policy stamps were affixed to the contract and the same has been reflected in the premium register;
- Ensured on a sample basis that the premium income was being deposited in the designated bank account as premium income has been received mostly through traditional banking and mobile banking channel;
- For a sample of insurance contracts tested to see if an appropriate level of reinsurance was done and whether that reinsurance premium was properly calculated and has been deducted from the gross premium; and
- Finally assessed the appropriateness and presentation of disclosures against relevant accounting standards, the Insurance Act, 2010, the Insurance Rules, 1958, and other applicable rules and regulations and regulatory guidelines.

**Estimated Liability in Respect of Outstanding Claims Whether Due or Intimated and Claim Payment**

As at and for the year ended 31 December 2023 the Company reported total estimated liability in respect of Outstanding Claims Taka 18,991,185 and net claim expenses Taka 372,425,339 respectively.

These accounts represent the claim due or intimated from the insured and claim paid that involves significant management judgment and risk.

The claim payments to the policyholders in various natures like survival benefit, paid up, surrender, maturity, death, etc. are very important in respect of the Company whether these have been paid on time.

In extreme scenarios, these items may have reputational threats and going concern implications for the Company.

**How the Scope of Our Audit Responded to the Key Audit Matter**

We tested the design and operating effectiveness of control around the due and intimated claim recording process.

We also checked the claims paid by the Company on a test basis using the software, and manual document available with the Company.

We additionally carried out the following substantive testing around these items:

- Obtained the claim register and tested for completeness of claims recorded in the register on a sample basis;

- Obtained a sample of claimed policies copy and cross-checked in with claims. Also checked the duration of claim payment complied with the relevant law of insurance;
- Obtained and discussed with management about their basis for estimation and challenged their assumptions where appropriate;
- Reviewed the claim committee meeting minutes about decisions on pending claims;
- Obtained a sample of survey reports and cross checked those against respective ledger balances and in case of discrepancy carried out further investigation;
- Tested a sample of claims payments with an intimation letter, bank statements, claim payment register, and general ledger; and
- Finally, assessed the appropriateness and presentation of disclosures against relevant accounting standards, Insurance Act 1938 (as amended in 2010), Insurance Rules, 1958, and other applicable rules and regulations and regulatory guidelines.

### **Investments**

At the year end the Company reported total Investments in various instruments Taka 660,130,968.

The classification and measurement of Treasury Bond, placement shares, and FDR require judgment and complex estimates.

In the absence of a quoted price in an active market, the fair value of financial instruments is determined using complex valuation techniques that may take into consideration direct or indirect unobservable market data and complex pricing models that require an elevated level of judgment.

### **How the Scope of Our Audit Responded to the Key Audit Matter**

- We assessed the processes and controls put in place by the Company to identify and confirm the existence of investments;
- We tested a sample of the valuation models and the inputs used in those models, using a variety of techniques, including comparing inputs to available market data;
- We have obtained an understanding, evaluated the design and tested the operating effectiveness of key control over the financial instrument valuation processes, including controls over market data inputs into valuation models, model governance, and valuation adjustments.
- Finally, assessed the appropriateness and presentation of disclosures against relevant accounting standards.

### **Responsibilities of Management and Those Charged with Governance for the Financial Statements and Internal Controls**

Management is responsible for the preparation and fair presentation of the financial statements in accordance with International Financial Reporting Standards (IFRSs), the Companies Act, 1994, the Securities and Exchange Rules, 1987, the Insurance Act, 2010, and other applicable laws and regulations and for such internal control as management determines is necessary to enable the preparation of financial statements that are free from material misstatement, whether due to fraud or error.

In preparing the financial statements, management is responsible for assessing the Company's ability to continue as a going concern, disclosing, as applicable, matters related to going concern and using the going concern basis of accounting unless management either intends to liquidate the Company or to cease operations or has no realistic alternative but to do so.

Those charged with governance are responsible for overseeing the Company's financial reporting process.

### **Other Information**

Management is responsible for the other information. The other information comprises all of the information in the Annual Report but does not include the financial statements and our auditors's report thereon.

Our opinion on the financial statements does not cover the other information and we do not express any form of assurance conclusion thereon.

In connection with our audit of the financial statements, our responsibility is to read the other information and, in doing so, consider whether the other information is materially inconsistent with the financial statements or our knowledge obtained in the audit or otherwise appears to be materially misstated.

If, based on the work we have performed, we conclude that there is a material misstatement of this other information, we are required to report that fact. We have nothing to report in this regard.

### **Auditor's Responsibilities for the Audit of the Financial Statements**

Our objectives are to obtain reasonable assurance about whether the financial statements as a whole are free from material misstatement, whether due to fraud or error, and to issue an auditor's report that includes our opinion. Reasonable assurance is a high level of assurance, but is not a guarantee that an audit conducted in accordance with ISAs will always detect a material misstatement when it exists. Misstatements can arise from fraud or error and are considered material if, individually or in the aggregate, they could reasonably be expected to influence the economic decisions of users taken on the basis of these financial statements.

As part of an audit in accordance with International Standards on Auditing (ISAs), we exercised professional judgment and maintained professional skepticism throughout the audit. We also:

- Identify and assess the risks of material misstatement of the financial statements, whether due to fraud or error, design and perform audit procedures responsive to those risks, and obtain audit evidence that is sufficient and appropriate to provide a basis for our opinion. The risk of not detecting a material misstatement resulting from fraud is higher than for one resulting from error, as fraud may involve collusion, forgery, intentional omissions, misrepresentations, or the override of internal control;
- Obtain an understanding of internal control relevant to the audit in order to design audit procedures that are appropriate in the circumstances, but not for the purpose of expressing an opinion on the effectiveness of internal control;
- Evaluate the appropriateness of accounting policies used and the reasonableness of accounting estimates and related disclosures made by management;
- Conclude on the appropriateness of management's use of the going concern basis of accounting and, based on the audit evidence obtained, whether a material uncertainty exists related to events

or conditions that may cast significant doubt on the Company's ability to continue as a going concern. If we conclude that a material uncertainty exists, we are required to draw attention in our auditor's report to the related disclosures in the financial statements or, if such disclosures are inadequate, to modify our opinion. Our conclusions are based on the audit evidence obtained up to the date of our auditor's report. However, future events or conditions may cause the Company to cease to continue as a going concern; and

- Evaluate the overall presentation, structure and content of the financial statements, including the disclosures, and whether the financial statements represent the underlying transactions and events in a manner that achieves fair presentation.

We communicate with those charged with governance regarding, among other matters, the planned scope and timing of the audit and significant audit findings, including any significant deficiencies in internal control that we identify during our audit.

We also provide those charged with governance with a statement that we have complied with relevant ethical requirements regarding independence, and to communicate with them all relationships and other matters that may reasonably be thought to bear on our independence, and where applicable, related safeguards.

From the matters communicated with those charged with governance, we determine those matters that were of most significance in the audit of the financial statements of the current year, and are therefore the key audit matters. We describe these matters in our auditor's report unless law or regulation precludes public disclosure about the matter or when, in extremely rare circumstances, we determine that a matter should not be communicated in our report because the adverse consequences of doing so would reasonably be expected to outweigh the public interest benefits of such communication.

### **Report on Other Legal and Regulatory Requirements**

In accordance with the Companies Act, 1994 the Insurance Act, 2010, the Insurance Rules, 1958, the Securities and Exchange Rules, 2020 and relevant notifications issued by Bangladesh Securities and Exchange Commission, we also report that:

- a. We have obtained all the information and explanations which to the best of our knowledge and belief were necessary for the purpose of our audit and made due verification thereof;
- b. In our opinion, proper books of accounts, records and other statutory books as required by law have been kept by the Company so far as it appeared from our examination of those books and proper returns adequate for the purpose of our audit have been received from branches not visited by us;
- c. As per section 62(2) of the Insurance Act, 2010, in our opinion to the best of our knowledge and belief according to the expenses of management wherever incurred and whether incurred directly or indirectly, in respect of insurance business of the company transacted in Bangladesh during the year under report have been duly debited to the Revenue Accounts of the Company;
- d. The information and explanations required by us have been received and found satisfactory;
- e. As per regulation 11 of part 1 of the third schedule of the Insurance Act 1938 (amended in 2010), in our opinion to the best of our information and as shown by its books, the Company during the year under report has not paid any persons any commission in any form outside Bangladesh in respect of any its business re-insured abroad;

- f. The statement of financial position, revenue accounts and statement of changes in shareholders' equity and statement of cash flows of the Company with by the report are in agreement with the books of account and returns;
- g. The expenditures incurred and payments made were for the purposes of the Company's affairs; and
- h. The Company has complied with relevant laws and regulations pertaining to reserves.

Dhaka, Bangladesh

Date: 27 JUN 2024

DVC: 2406300469AS422176



A F Nesaruddin, FCA

Enrolment # 469

Senior Partner

Hoda Vasi Chowdhury & Co


Chartered Accountants

Firm's Registration # CAF-001-057

**Chartered Life Insurance Company Limited**  
Statement of Financial Position  
As at 31 December 2023

Particulars	Notes	Shareholders		Participatory		Non-participatory				Aggregate	
				Ordinary Life		Ordinary Life		Group Life			
		2023	2022	2023	2022	2023	2022	2023	2022	2023	2022
<b>Assets</b>											
Policy loan (on insurer's policies within their surrender value)	03	-	-	2,263,944	5,831,660	14,480,736	2,636,006	-	-	16,744,680	8,467,666
<b>Investment</b>											
Statutory deposit with Bangladesh Bank	04	15,000,000	15,000,000	-	-	-	-	-	-	15,000,000	15,000,000
Investment in Treasury Bond	05	247,626,986	247,626,986	60,727,345	10,894,203	16,463,490	2,731,329	-	-	324,817,821	261,252,518
Investment in Fixed Deposit	06	15,000,000	-	48,668,272	12,920,531	13,194,214	3,239,358	3,467,420	3,467,420	80,329,906	19,627,309
Investment in Capital Market	07	79,000,000	79,000,000	89,426,943	90,767,159	24,244,096	22,756,601	3,598,884	3,598,884	196,269,923	196,122,644
Investment in Placement Share	08	-	-	10,068,444	10,137,720	2,729,606	2,541,669	2,901,950	2,720,611	15,700,000	15,400,000
Intangible asset - premium on Treasury Bonds (amortizable)		27,698,593	31,128,224	247,600	21,395	67,125	5,364	-	5,742	28,013,318	31,160,724
										<b>660,130,968</b>	<b>538,563,196</b>
Interest and dividends accruing but not yet due	09	7,289,431	6,696,140	5,680,523	3,726,292	1,717,731	1,065,302	192,070	188,806	14,879,755	11,676,540
Advance, deposit and prepayments	10	1,300,005	-	10,773,967	19,751,273	2,920,877	4,951,921	3,105,297	5,300,553	18,100,147	30,003,748
Sundry debtors	11	-	-	-	618,254	-	155,005	405,010	165,918	405,010	939,177
Receivable premium	12	-	-	29,268,149	21,480,861	1,748,261	2,059,177	99,629,946	40,301,959	130,646,356	63,841,997
Reinsurance claim receivable		-	-	-	1,530,340	-	-	-	3,569,572	-	5,099,912
Cash and cash equivalents	13	-	1,754,457	44,285,961	35,753,218	24,619,046	43,743,579	1,500,723	2,875,077	70,405,730	84,126,330
Fixed assets (At cost less accumulated depreciation)	Schedule -A	-	-	93,325,603	96,260,194	29,997,139	31,310,745	10,617,666	11,788,895	133,940,407	139,359,834
Right of use assets	14	-	-	44,307,514	15,635,014	7,789,115	3,919,917	507,586	4,195,893	52,604,215	23,750,824
Stamps & printing materials in hand	15	-	-	2,798,137	2,749,321	758,589	689,293	-	-	3,556,726	3,438,614
										<b>424,538,346</b>	<b>362,236,976</b>
<b>Total assets</b>		<b>392,915,015</b>	<b>381,205,807</b>	<b>441,842,402</b>	<b>328,077,434</b>	<b>140,730,025</b>	<b>121,805,268</b>	<b>125,926,552</b>	<b>78,179,330</b>	<b>1,101,413,994</b>	<b>909,267,838</b>
<b>Liabilities</b>											
<b>Authorized capital</b>											
25,00,00,000 ordinary share of Taka 10 each		2,500,000,000	2,500,000,000	-	-	-	-	-	-	2,500,000,000	2,500,000,000
<b>Issued, subscribed &amp; paid up capital</b>											
37,500,000 shares of Taka 10 each fully paid up		375,000,000	375,000,000	-	-	-	-	-	-	375,000,000	375,000,000
Life insurance fund	17	21,211,195	13,152,824	384,840,286	276,144,341	118,371,309	107,700,050	60,657,021	59,592,636	585,079,814	456,589,851
Amount due to other persons or bodies carrying on insurance business	18	-	-	2,131,448	-	576,136	-	4,777,239	2,594,289	7,484,820	2,594,289
Estimated liabilities in respect of outstanding claims, whether due or intimated	19	-	-	-	-	2,192,292	-	16,798,893	-	18,991,185	-
Sundry creditors and other liabilities	20	52,583	121,272	21,426,347	35,623,381	9,230,892	8,931,282	33,939,998	9,560,073	64,649,822	54,236,008
Lease liabilities		-	-	40,665,444	16,636,788	7,147,823	4,171,076	483,344	4,464,734	48,296,610	25,272,598
Fair value change account	21	(7,195,753)	(7,324,166)	(8,145,496)	(8,415,111)	(2,208,286)	(2,109,786)	(327,806)	(333,656)	(17,877,341)	(18,182,720)
Provision for income tax	22	3,846,990	255,877	325,571	7,269,408	5,314,645	2,839,771	9,012,794	2,301,254	18,500,000	12,666,309
Premium deposit	23	-	-	598,802	818,627	105,214	272,876	585,069	-	1,289,084	1,091,503
<b>Total Fund &amp; Liabilities</b>		<b>392,915,015</b>	<b>381,205,807</b>	<b>441,842,402</b>	<b>328,077,434</b>	<b>140,730,025</b>	<b>121,805,268</b>	<b>125,926,552</b>	<b>78,179,330</b>	<b>1,101,413,994</b>	<b>909,267,838</b>

The annexed notes form an integral part of these financial statements.

  
G. M. Rashed ACS  
Company Secretary

  
Md. Monzur Ahmed  
Chief Financial Officer

  
S M Ziaul Hoque  
Chief Executive Officer

  
Ghulam Mustafa  
Director

Dhaka, Bangladesh

Date

27 JUN 2024

DVC:

2406300469AS422176

  
Md. Nurul Akbar  
Vice Chairman

  
Mohammad Jahangir Siddiq  
Chairman



A F Nesaruddin, FCA  
Enrolment # 469  
Senior Partner  
Hoda Vasi Chowdhury & Co  
Chartered Accountants  
Firm's Registration # CAF-001-057

Hoda Vasi  
Chowdhury & Co

**Chartered Life Insurance Company Limited**  
**Revenue Account**  
**For the year ended 31 December 2023**

Particulars	Notes	Shareholders		Participatory		Non-participatory				Aggregate	
				Ordinary Life		Ordinary Life		Group Life			
		2023	2022	2023	2022	2023	2022	2023	2022	2023	2022
<b>Balance of fund at the beginning of the year</b>		<b>13,152,824</b>	<b>6,155,637</b>	<b>276,144,341</b>	<b>222,158,813</b>	<b>107,700,050</b>	<b>78,949,608</b>	<b>59,592,636</b>	<b>44,904,662</b>	<b>456,589,851</b>	<b>352,168,720</b>
Less: Previous year adjustments		-	-	(956,654)	(4,091,146)	-	(2,386,502)	(9,925,010)	(340,929)	(10,881,664)	(6,818,576)
<b>A. Adjusted balance of fund at the beginning of the year</b>		<b>13,152,824</b>	<b>6,155,637</b>	<b>275,187,687</b>	<b>218,067,667</b>	<b>107,700,050</b>	<b>76,563,106</b>	<b>49,667,626</b>	<b>44,563,733</b>	<b>445,708,187</b>	<b>345,350,144</b>
<b>Revenue</b>											
<b>Premium</b>		-	-	-	-	-	-	-	-	-	-
First year premium- IL		-	-	242,001,584	194,652,664	75,374,892	116,187,401	-	-	317,376,476	310,840,065
Renewal premium- IL		-	-	255,080,201	176,962,953	11,965,783	9,352,511	-	-	267,045,984	186,315,464
Group premium- First year		-	-	-	-	-	-	261,192,178	121,983,086	261,192,178	121,983,086
Group premium- Renewal		-	-	-	-	-	-	122,456,016	128,043,212	122,456,016	128,043,212
<b>Gross premium</b>		-	-	<b>497,081,785</b>	<b>371,615,617</b>	<b>87,340,675</b>	<b>125,539,912</b>	<b>383,648,194</b>	<b>250,026,298</b>	<b>968,070,654</b>	<b>747,181,827</b>
Less: Reinsurance		-	-	2,131,448	1,352,532	576,136	260,131	22,465,551	7,599,054	25,173,135	(9,211,717)
<b>Net premium (premium less reinsurance)</b>		-	-	<b>494,950,337</b>	<b>370,263,085</b>	<b>86,764,539</b>	<b>125,279,781</b>	<b>361,182,643</b>	<b>242,427,244</b>	<b>942,897,519</b>	<b>737,970,110</b>
Interest income and dividends received during the year	9.1	25,807,652	22,183,668	11,194,660	5,431,214	3,219,950	1,530,241	229,772	247,193	40,452,032	29,392,317
Profit on sales of share		449,177	(1,018,694)	508,463	(1,170,430)	137,847	(293,443)	20,462	(46,407)	1,115,949	(2,528,975)
Other income	25	-	-	1,344,612	147,873	379,511	38,933	44,874	33,646	1,768,997	220,452
		<b>26,256,829</b>	<b>21,164,974</b>	<b>13,047,735</b>	<b>4,408,657</b>	<b>3,737,308</b>	<b>1,275,731</b>	<b>295,108</b>	<b>234,432</b>	<b>43,336,978</b>	<b>27,083,794</b>
<b>B. Total revenue during the year</b>		<b>26,256,829</b>	<b>21,164,974</b>	<b>507,998,072</b>	<b>374,671,742</b>	<b>90,501,847</b>	<b>126,555,512</b>	<b>361,477,751</b>	<b>242,661,676</b>	<b>986,234,497</b>	<b>765,053,904</b>
<b>C. Total revenue (A+B)</b>		<b>39,409,653</b>	<b>27,320,611</b>	<b>783,185,759</b>	<b>592,739,410</b>	<b>198,201,897</b>	<b>203,118,618</b>	<b>411,145,377</b>	<b>287,225,409</b>	<b>1,431,942,685</b>	<b>1,110,404,048</b>

**Premium paying period is:**

Single  
Two years  
Three years  
Four years  
Five years  
Six years  
Seven years  
Eight years  
Nine years  
Ten years  
Eleven years  
Twelve years or over

14,962,023	9,320,456
-	-
-	-
-	-
-	-
-	-
-	-
-	-
93,521	18,757
17,450,108	150,969,400
719,797	638,904
284,151,027	149,892,548
<b>317,376,476</b>	<b>310,840,065</b>


**Chartered Life Insurance Company Limited**  
**Revenue Account**  
**For the year ended 31 December 2023**

Particulars	Notes	Shareholders		Participatory Ordinary Life		Non-Participatory				Aggregate	
		2023	2022	2023	2022	Ordinary Life		Group Life		2023	2022
						2023	2022	2023	2022		
<b>Expenses</b>											
<b>Claims under policies</b>											
Death IL		-	-	5,334,239	4,506,971	717,402	1,180,195	-	-	6,051,641	5,687,166
Death Group		-	-	-	-	-	-	34,493,162	28,153,612	34,493,162	28,153,612
Education		-	-	347,110	308,160	-	-	-	-	347,110	308,160
Survival		-	-	24,941,092	19,138,716	-	-	-	-	24,941,092	19,138,716
Maturity		-	-	332,838	399,405	8,640,178	4,401,067	-	-	8,973,016	4,800,472
Surrenders		-	-	12,343,452	4,867,750	15,752,803	1,528,892	-	-	28,096,255	6,396,642
Hospitalization		-	-	1,478,164	1,361,719	618,940	939,285	261,291,119	159,435,452	263,388,223	161,736,456
Experience rating return		-	-	-	-	-	-	12,789,720	13,661,251	12,789,720	13,661,251
	<b>Gross claims</b>	-	-	<b>44,776,895</b>	<b>30,582,721</b>	<b>25,729,323</b>	<b>8,049,439</b>	<b>308,574,001</b>	<b>201,250,315</b>	<b>379,080,219</b>	<b>239,882,475</b>
Less: Reinsurance claim		-	-	-	1,530,340	-	-	6,654,880	3,569,572	(6,654,880)	(5,099,912)
	<b>D. Net claims</b>	-	-	<b>44,776,895</b>	<b>29,052,381</b>	<b>25,729,323</b>	<b>8,049,439</b>	<b>301,919,121</b>	<b>197,680,743</b>	<b>372,425,339</b>	<b>234,782,563</b>
<b>Expenses of management</b>											
<b>Commission and allowance</b>											
Commission to insurance agents		-	-	71,675,471	52,731,838	6,186,154	5,858,446	-	-	77,861,625	58,590,284
Allowances and commissions (other than commission)		-	-	103,801,309	77,904,260	8,958,865	8,655,072	18,399,224	7,687,705	131,159,398	94,247,037
		-	-	<b>175,476,780</b>	<b>130,636,098</b>	<b>15,145,019</b>	<b>14,513,518</b>	<b>18,399,224</b>	<b>7,687,705</b>	<b>209,021,023</b>	<b>152,837,321</b>
Less: Reinsurance commission		-	-	47,712	-	12,897	-	505,128	-	(565,737)	-
	<b>E. Total commission and allowance</b>	-	-	<b>175,429,068</b>	<b>130,636,098</b>	<b>15,132,122</b>	<b>14,513,518</b>	<b>17,894,096</b>	<b>7,687,705</b>	<b>208,455,286</b>	<b>152,837,321</b>
<b>Other management expenses</b>											
Salaries & allowance (other than agents)		1,789,200	1,466,600	71,317,527	65,013,783	12,426,291	24,850,762	14,250,801	12,303,125	99,783,819	103,634,270
Actuary fees		-	-	239,660	137,098	42,110	79,974	14,830	11,425	296,600	228,497
Advertisement and publicity		-	-	4,604,016	3,036,601	808,956	1,771,350	284,893	253,050	5,697,867	5,061,001
AGM expenses		168,000	304,109	-	-	-	-	-	-	168,000	304,109
Annual picnic		-	-	-	171,670	-	100,141	-	14,306	-	286,116
Auditor's fees		-	-	2,627,292	158,700	461,633	92,575	162,575	13,225	3,251,500	264,500
Awards night expenses		-	-	2,553,111	2,390,413	448,599	1,394,408	157,985	199,201	3,159,695	3,984,022
Bank charge		-	195,905	4,513,227	2,042,504	793,005	1,169,655	279,275	169,892	5,585,507	3,577,955
Bima mela		-	-	145,444	30,000	25,556	17,500	9,000	2,500	180,000	50,000
BMCC member fees		-	-	12,120	9,000	2,130	5,250	750	750	15,000	15,000
Branch office license fees		-	-	44,016	26,738	7,734	8,913	-	-	51,750	35,650
Branding expenses		-	-	144,114	226,710	25,322	132,248	8,918	-	178,353	377,550
Business promotion expenses		-	-	6,577,222	4,742,255	1,155,663	2,766,315	406,994	395,188	8,139,879	7,903,758
Cleaning service		-	-	924,738	688,775	162,483	401,785	57,222	57,398	1,144,443	1,147,958
Car maintenance		-	-	1,177,586	535,981	206,910	312,656	72,868	44,665	1,457,364	893,302
Car insurance		-	-	161,317	641,637	28,345	374,288	9,982	53,470	1,069,395	1,069,395
Computer maintenance		-	-	1,174,782	951,446	206,417	555,010	72,695	79,287	1,453,894	1,585,744
Crockerries & catteries		-	-	1,302,874	1,267,730	228,924	739,509	80,621	105,644	1,612,419	2,112,884
Company trade license		-	-	158,779	247,076	27,899	144,128	9,825	20,590	196,503	411,794
Conveyance expenses		-	-	707,586	495,094	124,328	288,805	43,785	41,258	875,699	825,156
Consultant fees		-	-	182,856	799,200	32,129	466,200	11,315	66,600	226,300	1,332,000
Credit rating fees		-	-	86,863	64,500	15,262	37,625	5,375	5,375	107,500	107,500
CDBL expenses		-	-	388,660	-	68,290	-	24,050	-	481,000	-
Customer service bill		-	-	403,833	-	70,956	-	24,989	-	499,778	-
Director's fees		1,443,200	760,189	-	-	-	-	-	-	1,443,200	760,189
Gratuity fund		-	-	2,526,358	1,505,779	436,655	878,371	155,948	125,481	3,118,961	2,509,631
E-Mail & internet		-	-	1,098,254	687,812	192,971	401,224	67,959	57,318	1,359,184	1,146,354
Festival bonus		298,200	244,433	6,263,958	3,912,587	1,082,659	2,282,343	386,664	326,049	8,031,481	6,765,412
Fees, subscription & donation		-	-	1,583,728	336,000	278,272	196,000	98,000	28,000	1,960,000	560,000
Forms & stamps		-	-	917,693	718,596	161,245	419,181	56,786	59,883	1,135,724	1,197,660
Fuel cost		-	-	1,274,580	770,242	223,952	449,308	78,870	64,187	1,577,403	1,283,737
Garage rent		-	-	19,456	65,880	3,418	38,430	1,204	5,490	24,078	109,800
<b>Balance b/f</b>		<b>3,698,600</b>	<b>2,971,236</b>	<b>113,131,650</b>	<b>91,673,808</b>	<b>19,748,114</b>	<b>40,373,952</b>	<b>16,834,180</b>	<b>14,503,356</b>	<b>153,412,545</b>	<b>149,541,244</b>

**Chartered Life Insurance Company Limited**  
**Revenue Account**  
**For the year ended 31 December 2023**

Particulars	Notes	Shareholders		Participatory		Non-Participatory				Aggregate	
				Ordinary Life		Ordinary Life		Group Life			
		2023	2022	2023	2022	2023	2022	2023	2022	2023	2022
<b>Other management expenses</b>											
<b>Balance c/f</b>		<b>3,698,600</b>	<b>2,971,236</b>	<b>113,131,650</b>	<b>91,673,808</b>	<b>19,748,114</b>	<b>40,373,952</b>	<b>16,834,180</b>	<b>14,503,356</b>	<b>153,412,545</b>	<b>149,541,244</b>
Group insurance expenses		-	-	1,100,987	-	193,451	-	68,128	797,184	1,362,566	797,184
Insurance policy stamp		-	-	3,054,146	2,140,328	536,634	713,443	-	-	3,590,780	2,853,770
Interest on lease (RoUA)		-	-	4,319,799	1,497,212	758,787	873,374	60,018	124,768	5,138,604	2,495,354
Labour license fees		-	-	8,484	9,000	1,491	5,250	525	750	10,500	15,000
Legal & professional fees		-	-	169,553	165,600	29,792	96,600	10,492	13,800	209,837	276,000
Medical expenses		-	-	422,179	261,139	74,180	152,331	26,124	21,762	522,483	435,232
Meeting expenses		448,397	-	-	-	-	-	-	-	448,397	-
Shariya member fees		-	-	-	60,000	-	35,000	-	5,000	-	100,000
Newspaper & periodicals		-	-	36,296	26,980	6,378	15,738	2,246	2,248	44,920	44,967
Office expenses		-	-	181,767	205,840	31,938	120,073	11,248	17,153	224,952	343,066
Office maintenance		-	-	467,396	385,633	82,125	224,952	28,922	32,136	578,443	642,721
Office rent		-	-	1,583,034	10,590,340	278,150	3,530,113	-	-	1,861,184	14,120,453
Postage, telephone and fax		-	-	2,818,807	1,701,043	495,284	992,275	174,426	141,754	3,488,517	2,835,072
Printing expenses		-	-	6,610,658	3,908,500	1,161,538	2,279,958	409,062	325,708	8,181,259	6,514,167
Provident fund		-	-	2,985,360	2,071,160	515,988	1,208,177	184,282	172,597	3,685,630	3,451,934
Registration and renewal fees		-	-	694,302	356,183	121,994	207,773	42,963	29,682	859,258	593,638
Registrar of joint stock expenses		-	-	58,125	-	10,213	-	3,597	-	71,935	-
Software maintenance		-	-	519,519	43,911	91,283	25,615	32,148	3,659	642,949	73,185
Stationary expenses		-	-	920,951	643,247	161,817	375,227	56,988	53,604	1,139,756	1,072,078
Training expenses		-	-	415,385	418,325	72,986	244,023	25,704	34,860	514,075	697,208
Travelling expenses		-	-	2,427,553	3,849,269	426,538	2,245,407	150,216	320,772	3,004,306	6,415,448
Unified messaging platform		-	-	735,673	397,512	129,263	231,882	45,523	33,126	910,459	662,520
Utilities expenses		-	-	4,967,248	3,274,407	872,779	1,910,071	307,370	272,867	6,147,397	5,457,345
<b>F. Total others management expenses</b>		<b>4,146,997</b>	<b>2,971,236</b>	<b>147,628,872</b>	<b>123,679,436</b>	<b>25,800,723</b>	<b>55,861,235</b>	<b>18,474,160</b>	<b>16,906,787</b>	<b>196,050,752</b>	<b>199,437,586</b>
<b>G. Total management expenses (E+F)</b>		<b>4,146,997</b>	<b>2,971,236</b>	<b>323,087,941</b>	<b>254,315,534</b>	<b>40,932,845</b>	<b>70,374,753</b>	<b>36,368,256</b>	<b>24,594,492</b>	<b>404,506,038</b>	<b>352,274,907</b>
<b>Other expenditure</b>											
Depreciation on fixed assets		-	-	10,199,295	12,834,371	3,278,304	7,486,717	1,160,375	1,069,531	14,637,974	21,390,618
Depreciation on RoUA		-	-	18,838,640	4,751,974	3,305,523	2,771,985	322,026	395,998	22,466,189	7,919,956
Income tax expenses		4,552,851	388,390	385,308	11,034,093	6,289,798	4,310,432	10,666,497	3,493,028	21,894,453	19,225,943
Amortization (Treasury Bond premium)		1,998,610	2,353,876	1,087,584	787,715	294,850	197,491	51,838	61,839	3,432,882	3,400,921
IPO expense		-	8,454,284	-	-	-	-	-	-	-	8,454,284
IDRA fine		-	-	-	3,819,002	-	2,227,751	-	318,250	-	6,365,004
<b>H. Total other expenditure</b>		<b>6,551,461</b>	<b>11,196,550</b>	<b>30,510,827</b>	<b>33,227,155</b>	<b>13,168,475</b>	<b>16,994,376</b>	<b>12,200,736</b>	<b>5,338,646</b>	<b>62,431,498</b>	<b>66,756,726</b>
<b>I. Appropriations</b>											
Dividend		7,500,000	-	-	-	-	-	-	-	7,500,000	-
<b>J. Total expenses (D+G+H+I)</b>		<b>18,198,458</b>	<b>14,167,786</b>	<b>398,345,663</b>	<b>316,595,070</b>	<b>79,830,642</b>	<b>95,418,568</b>	<b>350,488,113</b>	<b>227,613,881</b>	<b>846,862,871</b>	<b>653,814,197</b>
<b>Balance of life insurance fund at the end of the year as shown in the balance sheet (K-J)</b>		<b>21,211,195</b>	<b>13,152,825</b>	<b>384,840,096</b>	<b>276,144,341</b>	<b>118,371,255</b>	<b>107,700,050</b>	<b>60,657,264</b>	<b>59,611,528</b>	<b>585,079,814</b>	<b>456,589,851</b>
<b>K. Total</b>		<b>39,409,653</b>	<b>27,320,611</b>	<b>783,185,759</b>	<b>592,739,410</b>	<b>198,201,897</b>	<b>203,118,618</b>	<b>411,145,377</b>	<b>287,225,409</b>	<b>1,431,942,685</b>	<b>1,110,404,408</b>

  
**G. M. Rashed ACS**  
 Company Secretary


  
**Md. Nurul Akter**  
 Vice Chairman

  
**Md. Monzur Ahmed**  
 Chief Financial Office

  
**S M Ziaul Hoque**  
 Chief Executive Office

  
**Ghulam Mustafa**  
 Director

  
**Mohammad Jahid Hossain**  
 Chairman

  
**A F Nesaruddin, FCA**  
 Enrolment # 469  
 Senior Partner  
 Hoda Vasi Chowdhury & Co  
 Chartered Accountants  
 Firm's Registration # CAF-001-057

Dhaka, Bangladesh

Date: **27 JUN 2024**


DVC: **2406300469AS422176**

**Chartered Life Insurance Company Limited  
Cash Flow Statement  
For the year ended 31 December 2023**


Particulars	Notes	2023 Taka	2022 Taka
<b>A. Cash flow from operating activities</b>			
Collection from premium	24	876,290,741	729,310,007
Payment for claims	26	(348,334,242)	(240,715,568)
Payment for management expenses, commission, reinsurance & others	27	(416,138,420)	(359,135,929)
Other income		1,768,997	220,452
Income tax		(16,060,762)	(11,213,443)
<b>Net cash generated from operating activities</b>		<b>97,526,314</b>	<b>118,465,519</b>
<b>B. Cash flow from investing activities</b>			
Acquisition of fixed assets		(10,283,310)	(63,052,006)
Disposal on assets		3,540,420	150,000
Interest, dividend and profit on investment		38,364,766	24,968,035
Investment made		(129,844,786)	(174,223,874)
Fair value change		305,379	(12,983,961)
<b>Net cash used in from investing activities</b>		<b>(97,917,531)</b>	<b>(225,141,806)</b>
<b>C. Cash flow from financing activities</b>			
Lease liabilities		23,024,012	25,272,598
ROU		(28,853,391)	(23,750,824)
Dividend paid		(7,500,000)	-
Paid up capital		-	150,000,000
<b>Net cash flow (used in)/ generated from financing activities</b>		<b>(13,329,379)</b>	<b>151,521,774</b>
<b>D. Net (decrease)/ increase in cash and cash equivalents (A+B+C)</b>		<b>(13,720,596)</b>	<b>44,845,487</b>
<b>E. Cash and cash equivalents at the beginning of the year</b>		<b>84,126,330</b>	<b>39,280,843</b>
<b>F. Cash and cash equivalents at the end of the year (D+E)</b>		<b>70,405,734</b>	<b>84,126,330</b>

The annexed notes form an integral part of these financial statements.

  
**G. M. Rashed ACS**  
Company Secretary

  
**Md. Monzur Ahmed**  
Chief Financial Officer

  
**S M Ziaul Hoque**  
Chief Executive Officer

  
**Ghulam Mustafa**  
Director

  
**Md. Nurul Aktar**  
Vice Chairman


  
**Mohammad Jahangir Alam**  
Chairman


**Chartered Life Insurance Company Limited  
Statement of changes in Shareholders' Equity  
As at 31 December 2023**

Particulars	Share Capital	Share Premium	General Reserve	Retained Earnings	Other Reserve	Total
Balance as on 01 January 2023	375,000,000	-	-	-	-	375,000,000
Addition during the year	-	-	-	-	-	-
Balance as on 31 December 2023	375,000,000	-	-	-	-	375,000,000

Particulars	Share Capital	Share Premium	General Reserve	Retained Earnings	Other Reserve	Total
Balance as on 01 January 2022	225,000,000	-	-	-	-	225,000,000
Addition during the year	150,000,000	-	-	-	-	150,000,000
Balance as on 31 December 2022	375,000,000	-	-	-	-	375,000,000


  
G. M. Rashed ACS  
Company Secretary

  
Md. Monzur Ahmed  
Chief Financial Officer

  
S M Ziaul Hoque  
Chief Executive Officer


  
Ghulam Mustafa  
Director

  
Md. Nurul Akter  
Vice Chairman

  
Mohammad Jahangir Alam  
Chairman

**Chartered Life Insurance Company Limited  
Statement of Life Insurance Fund  
As at 31 December 2023**


<b>Assets</b>	<b>2023 Taka</b>	<b>2022 Taka</b>
Investment in Fixed Deposit	80,329,906	19,627,309
Statutory deposit with Bangladesh Bank	15,000,000	15,000,000
Investment in Treasury Bond	324,817,821	261,252,518
Investment in Capital Market	196,269,923	196,122,644
Investment in Placement Share	15,700,000	15,400,000
Advance, deposit and prepayments	18,100,147	30,003,748
Policy loan (on insurer's policies within their surrender value)	16,744,680	8,467,666
Sundry debtors	405,010	939,177
Interest and dividends accruing but not yet due	14,879,755	11,676,540
Cash and cash equivalents	70,405,730	84,126,330
Receivable premium	130,646,356	63,841,997
Reinsurance claim receivable	-	5,099,912
Fixed assets (At cost less accumulated depreciation)	133,940,407	139,359,834
Intangible asset - premium on Treasury Bonds (amortizable)	28,013,318	31,160,724
Right of use assets	52,604,215	23,750,824
Stamps & printing materials in hand	3,556,726	3,438,614
<b>Total</b>	<b>1,101,413,994</b>	<b>909,267,838</b>
<b>Liabilities</b>		
Sundry creditors and other liabilities	64,649,822	54,236,008
Provision for income tax	18,500,000	12,666,309
Outstanding claim	18,991,185	-
Fair value change account	(17,877,341)	(18,182,720)
Lease liabilities	48,296,610	25,272,598
Reinsurance premium payable	7,484,820	2,594,289
Premium deposit	1,289,084	1,091,503
<b>Total</b>	<b>141,334,180</b>	<b>77,677,987</b>
<b>Gross fund / net working capital (Assets-Liabilities)</b>	<b>960,079,814</b>	<b>831,589,851</b>
Less: Shareholders' capital (paid-up capital)	375,000,000	375,000,000
<b>Life insurance fund as at 31 December 2023</b>	<b>585,079,814</b>	<b>456,589,851</b>

  
**G. M. Rashed ACS**  
Company Secretary

  
**Md. Monzur Ahmed**  
Chief Financial Officer

  
**S M Ziaul Hoque**  
Chief Executive Officer

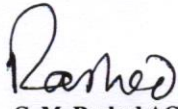
  
**Ghulam Mustafa**  
Director


  
**Md. Nurul Aktar**  
Vice Chairman


  
**Mohammad Jahangir Alam**  
Chairman

**Chartered Life Insurance Company Limited  
(Form "AA")  
Classified Summary of the Assets in Bangladesh  
As at 31 December 2023**

Sl. no.	Class of assets	Book value Taka	Market value Taka	Remarks
1	Investment in Treasury Bond	339,817,821	339,817,821	At Cost
2	Investment in Fixed Deposit	80,329,906	80,329,906	At Cost
3	Investment in Capital Market	214,147,264	196,269,923	Market Value
4	Investment in Placement Share	15,700,000	15,700,000	At Cost
5	Cash and cash equivalents	70,405,730	70,405,730	Realizable Value
6	Advance, deposit and prepayments	18,100,147	18,100,147	Realizable Value
7	Policy loan (on insurer's policies within their surrender value)	16,744,680	16,744,680	Realizable Value
8	Right of use assets	52,604,215	52,604,215	WDV
9	Sundry debtors	405,010	405,010	At Cost
10	Receivable premium	130,646,356	130,646,356	Realizable Value
11	Fixed assets (At cost less accumulated depreciation)	133,940,407	133,940,407	WDV
12	Interest and dividends accruing but not yet due	14,879,755	14,879,755	Realizable Value
13	Intangible asset - premium on Treasury Bonds (amortizable)	28,013,318	28,013,318	Realizable Value
14	Stamps & printing materials in hand	3,556,726	3,556,726	At Cost
	<b>Total</b>	<b>1,119,291,335</b>	<b>1,101,413,994</b>	

  
**G. M. Rashed ACS**  
Company Secretary

  
**Md. Monzur Ahmed**  
Financial Officer

  
**S M Ziaul Hoque**  
Chief Executive Officer

  
**Ghulam Mustafa**  
Director

  
**Md. Sarul Aktar**  
Vice Chairman

  
**Mohammad Jahangir Alam**  
Chairman

**Chartered Life Insurance Company Limited**  
**Notes to the Financial Statements**  
**As at and for the year ended 31 December 2023**

**1 Background of the Company**

**1.1 Company profile**

Chartered Life Insurance Company Limited (hereinafter referred to as the Company) was incorporated on 29 July 2013 under the Companies Act, 1994 as a public company limited by shares. The shares of the Company are publicly traded in Dhaka and Chittagong Stock Exchanges from October 2022.

**1.2 Registered office**

The Company's registered office is situated at Islam Tower, 464/H, DIT Road, West Rampura, Dhaka-1219, Bangladesh.

**1.3 Nature of business**

The Company is a life insurer duly licensed by the Insurance Development & Regulatory Authority (IDRA), entrusted with the operation of the Life Insurance business within Bangladesh. The following life insurance products are available from the Company for policyholders:

- i. Chartered Anticipated Endowment (3 stage payment) with profit;
- ii. Chartered Anticipated Endowment (5 stage payment) with profit;
- iii. Chartered Ordinary Endowment Insurance Plan with profit;
- iv. Chartered Ordinary Endowment Insurance Plan without profit;
- v. Chartered Money Back Term Insurance Plan with guaranteed profit;
- vi. Chartered Single Premium Insurance Plan without profit;
- vii. Chartered Assurance Cum Pension Plan without profit;
- viii. Chartered Child Education Protection Plan without profit;
- ix. Chartered Child Education Expenses Assurance Plan with profit;
- x. Chartered Monthly Savings Insurance Plan with profit;
- xi. Chartered Hajj Bima with profit;
- xii. Chartered-Denmohar Bima with profit;
- xiii. Chartered Group Endowment Insurance Plan without profit;
- xiv. Chartered Group Term Insurance Plan without profit;
- xv. Chartered-Manpower Insurance Plan;
- xvi. Chartered Supplementary Group Health Insurance Plan; and
- xvii. Chartered Critical Illness Protection Plan Chartered Surokkha.

**2 Significant Accounting Policies**

**2.1 Basis of preparation**

The preparation and presentation of these financial statements and related disclosures of information have been made as per International Financial Reporting Standards (IFRSs) and the Insurance Act, 2010 and the Insurance Development and Regulatory Authority Act, 2010. Until additional guidance is provided under the Insurance Act, 2010, requirements as to the disclosure of the Balance Sheet have been made by the guidelines set forth in Part I and Form A of Part II of the First Schedule and the Revenue Accounts have been presented per Part III and Form TP of the Third Schedule of the Insurance Act, 1938. In case the requirements of the Insurance Act, 2010 and related guidance of the Insurance Act, 1938 differ from those of IFRS, the related regulatory guidelines have been used. The financial statements have been prepared under historical cost convention, except for investments in unit certificates and shares that have been measured at fair value.

**2.2 The effect of judgments, estimates and assumptions**

The preparation of the Company's financial statements requires management to make judgments, estimates, and assumptions that affect the reported revenues and expenses, assets and liabilities, and the accompanying disclosures. Uncertainty about these assumptions and estimates could result in outcomes that require a material adjustment to the carrying amount of assets or liabilities affected in future reporting periods.

The key assumptions concerning the future and other key sources of estimation uncertainty at the reporting date that have a significant risk of causing a material adjustment to the carrying amounts of assets and liabilities within the next financial year are insurance contract liabilities, gratuity obligation, and taxes.

Material judgment is required in determining the choice of assumptions. Assumptions in use are based on experience, current internal data, external market indices, and benchmarks which reflect current observable market prices and other published information. Assumptions and prudent estimates are made at the date of valuation. Assumptions are further evaluated continuously in order to ensure realistic and reasonable valuation. The key assumptions to which the estimation is particularly sensitive are mortality and morbidity rates, longevity, investment return, discount rate, etc.

**2.3 Going concern**

In the preparation of the financial statements, management made an assessment of the entity's ability to continue as a going concern. The Company prepared its financial statements on a going concern basis. As per the requirement of Para 25 of IAS 1: "Presentation of Financial Statements", the management assessed if there were any conditions or events existed that might cause significant doubt on the Company's ability to continue as a going concern. Based on these assessments, management concluded that there were no such significant conditions or events that management knew existed on the reporting date.